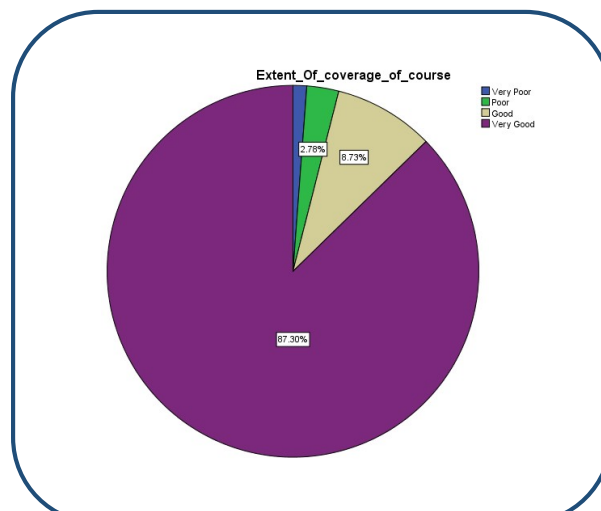
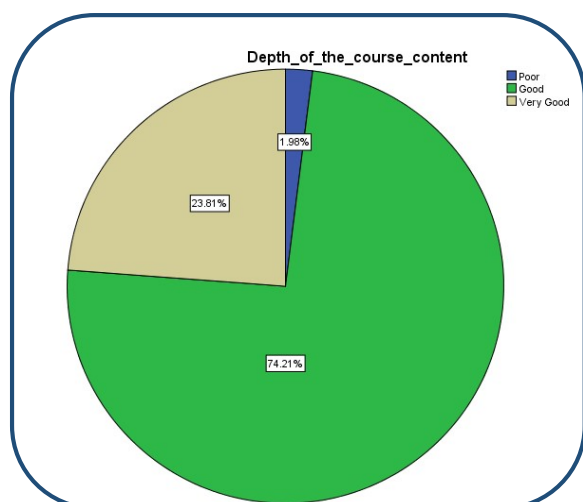
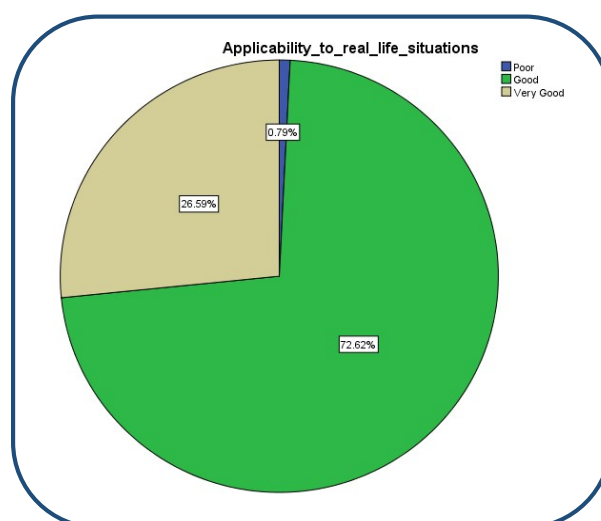
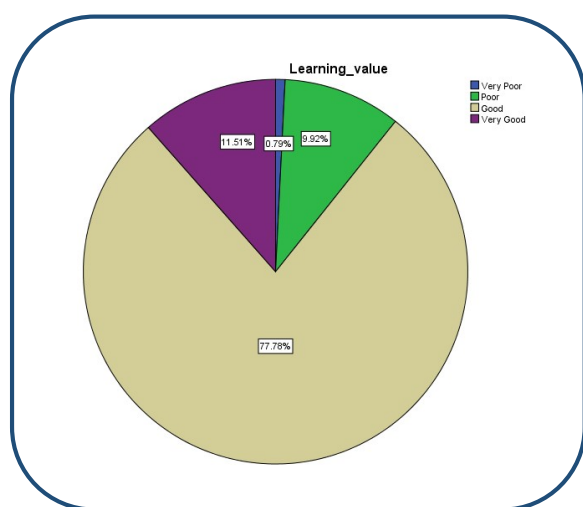
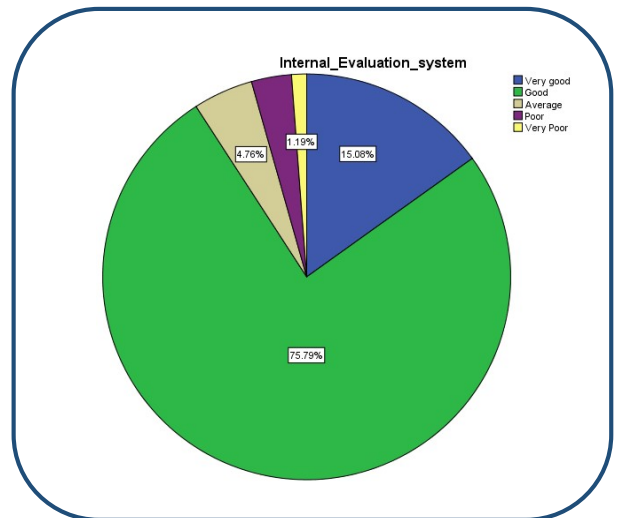
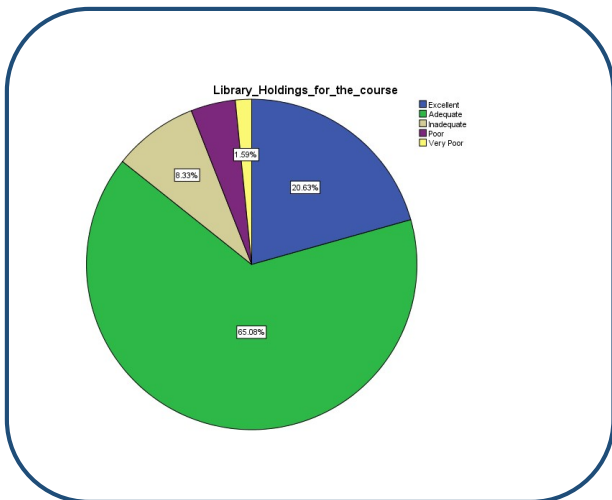
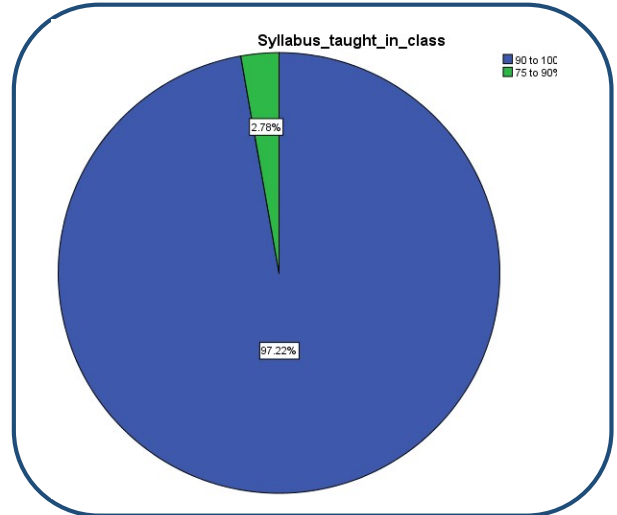
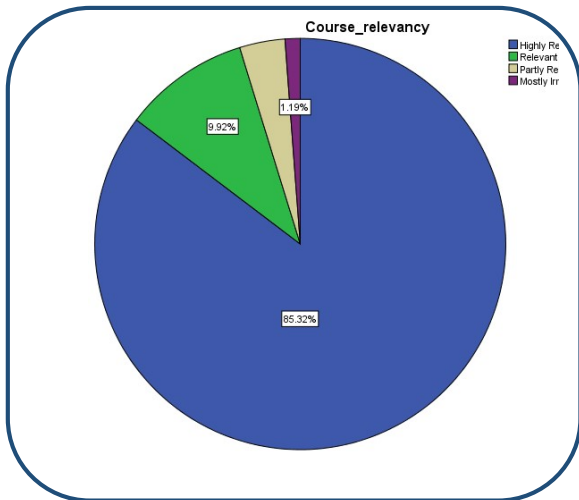
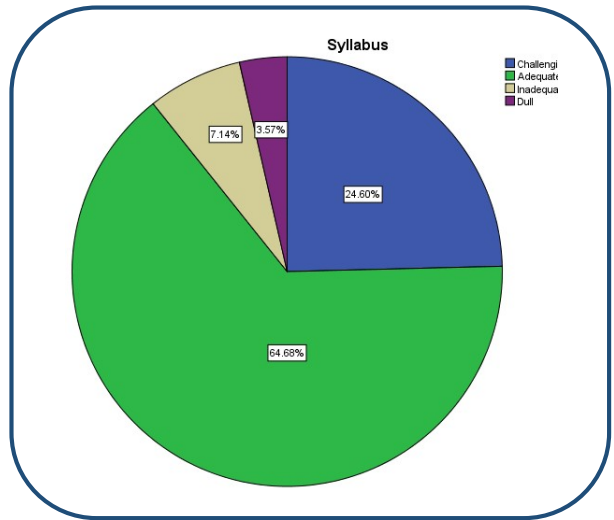
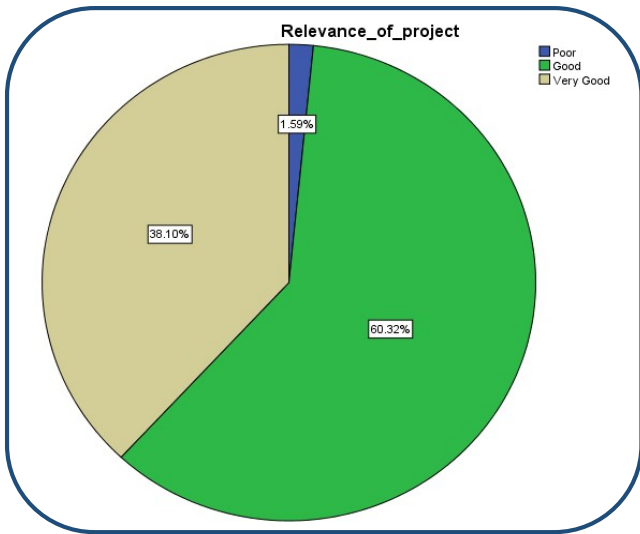
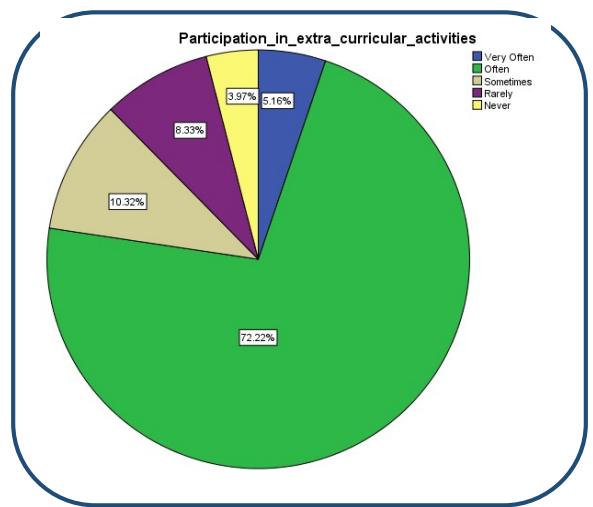
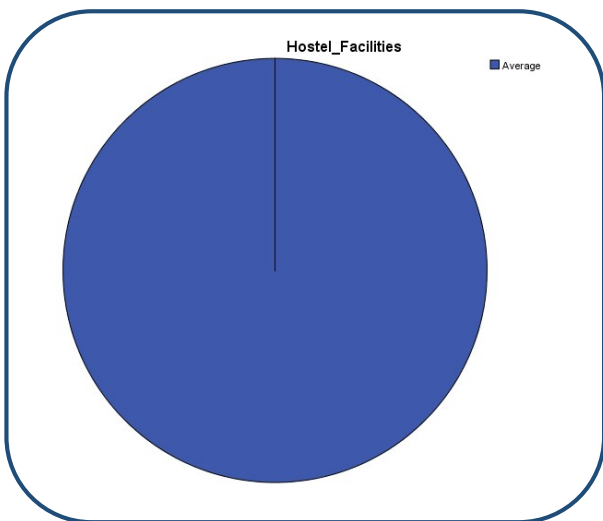
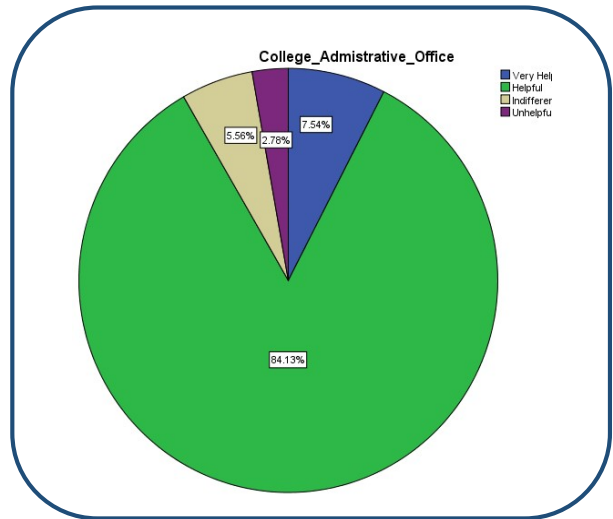
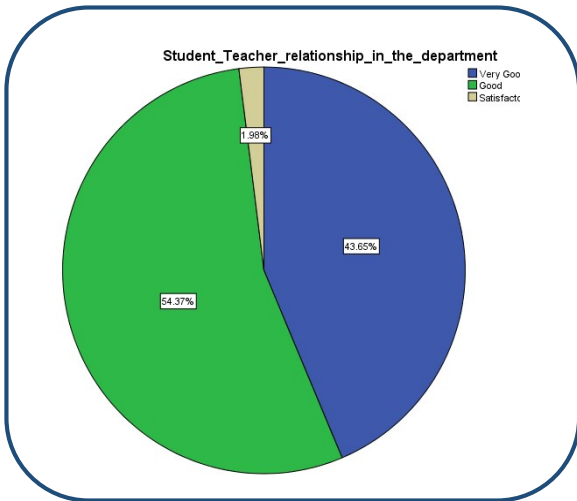
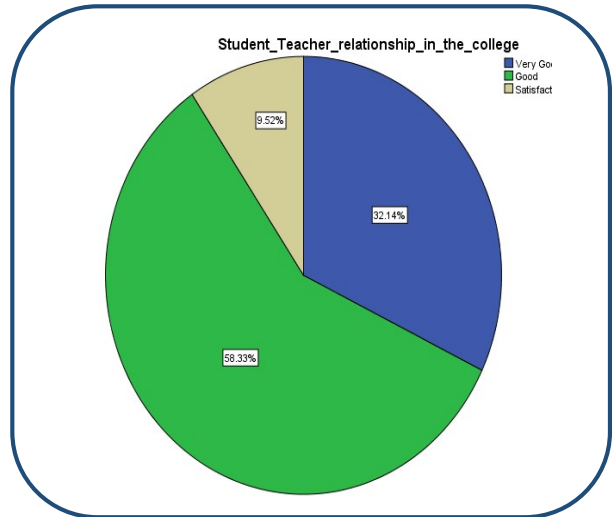
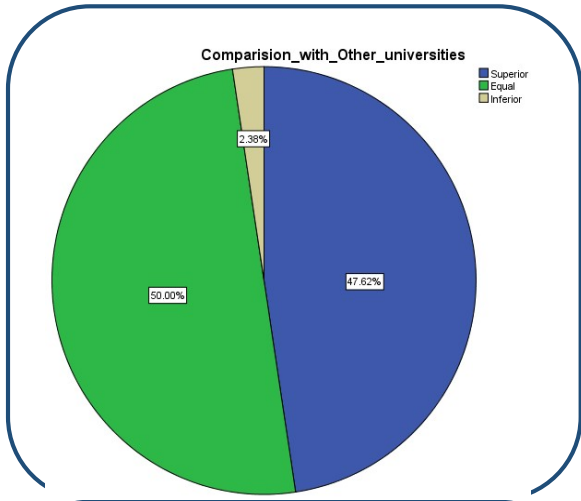


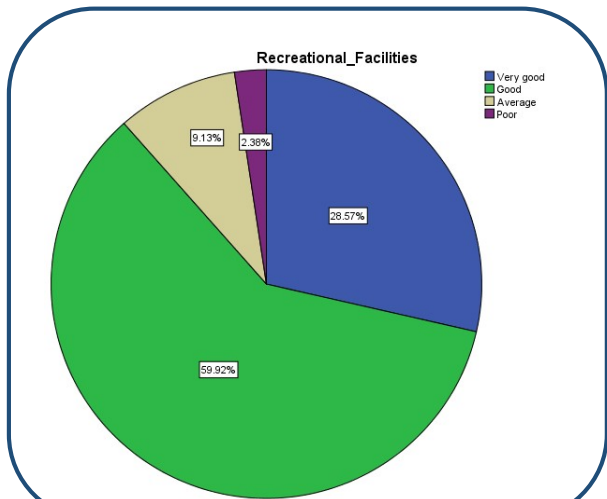
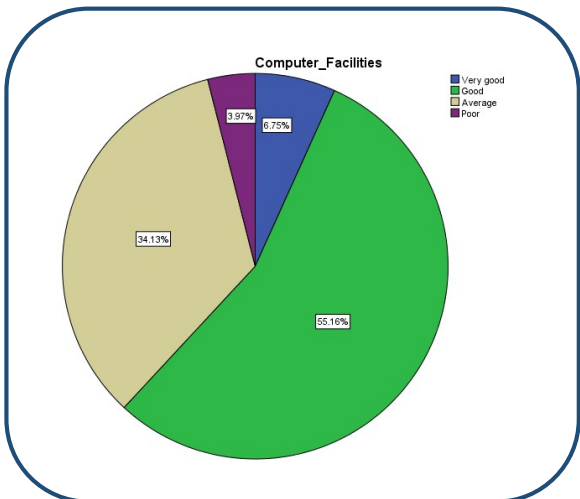
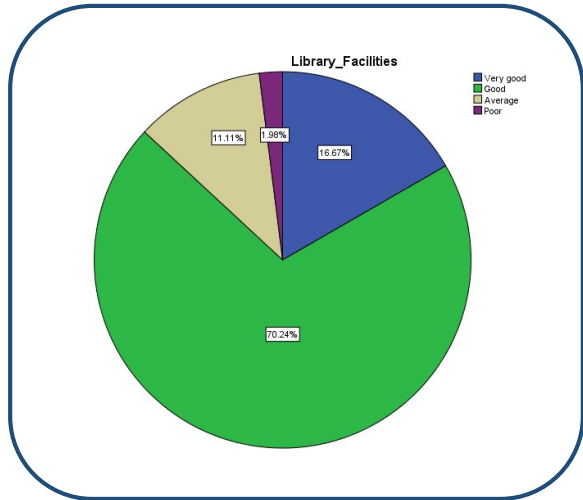
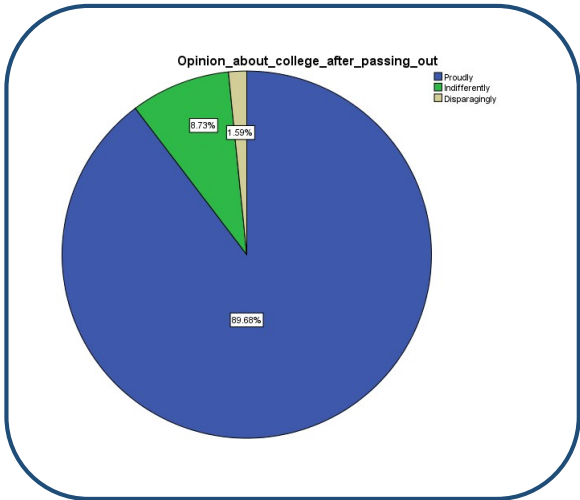
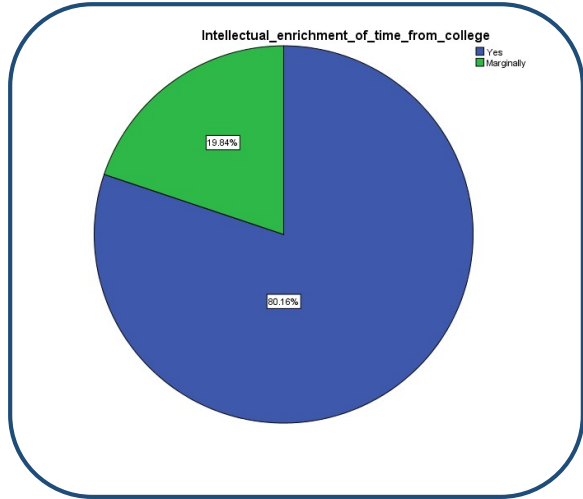
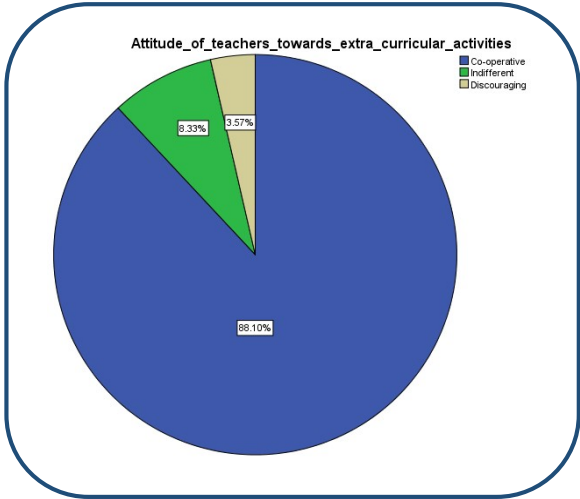
Students' Feedback 2017-18

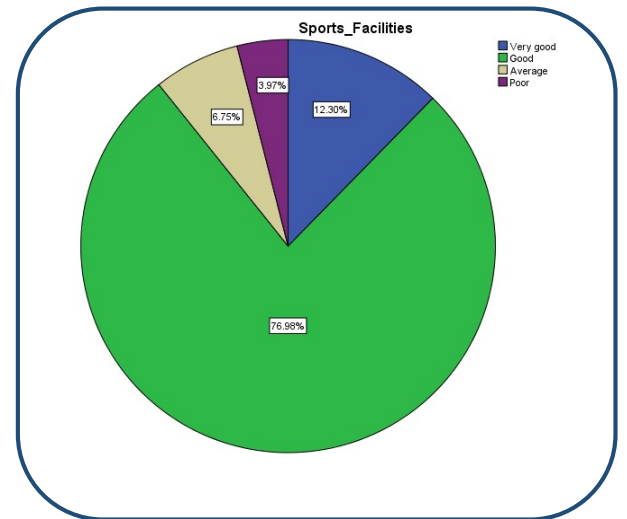
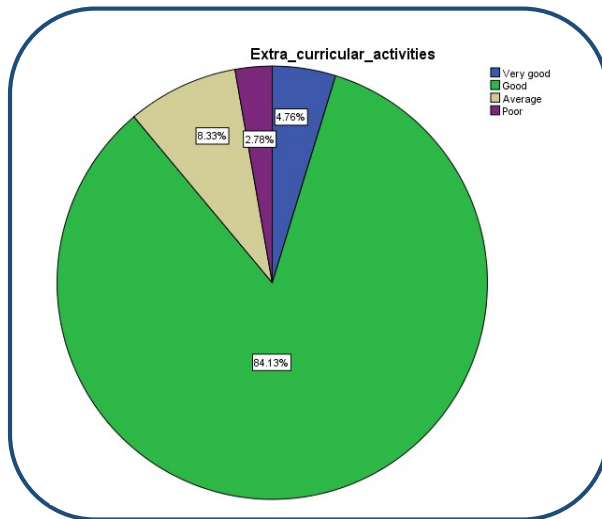
The feedback of students for the year 2017-2018 was analyzed. Though the graph depicted we can see that the the To perform the student feedback, a survey questionnaire form was developed and distributed for them. The survey is conducted and analyzed at the end of academic year 2017-18. During this work they promoted some suggestions and opinions about the college infrastructure and about the wifi connections . However ,they are thankful to the college for providing quality education in such a rural place and are willing to contribute to the development of the institution . The collected data are analyzed using tables, percentages etc and diagrammatically represent them by using pie chart values in order to draw various conclusions. The analysis reports are generally provided to the universities for further actions.











The result of the analysis of feedback on curriculum from alumni in various areas are as follows. Majority of the students stated that the learning value is good, i.e., 77.78%. The applicability of subjects with the real life situation is analysed and found that 72.6% of the parents responded as acceptable. The depth of the course content ,students focus on is 74.21% good. The data regarding coverage of course is highly valid up to 87.30 % and

analysed as very good. The data regarding relevance of project carried out by the students is about 60.32 % reviewed it as good. The applicability of syllabus is adequate for the students. About 64.68% of students reviewed it as good and 24.60% as challenging..About 85.32% of students stated the course relevancy as highly relevant and it is analysed as acceptable in a great range. The analysis of syllabus taught in class. 97.22% of students reviewed it as highly valid and only 2.78% stated it as average. Thus it is analysed that the syllabus taught in the class is highly in order. The library holdings for the course. About 65.08% of students reviewed it as adequate and 20.63% of the stated it as excellent.The internal evaluation system carried out in the College is good as reviewed by the students. About 75.79% of them stated it as good and thus it is analysed as an acceptable one. The data of comparison of the University with other Universities as reviewed by the students. About half of the students stated it as equal to other Universities and 47.62% of them stated it as superior to other Universities.

The student-teacher relationship reviewed by the students in the College is good. Thus a healthy relationship between students and teachers can be analysed from the pie-chart given that is 58.33% of the analysed it as a good one.The student –teacher relationship in the department is analysed as fairly enough i.e., about 54.37% of students stated it as good.The functioning of College administrative Office reviewed by the students. It is analysed that about 84.13% of them stated the functioning of College administrative system as helpful.The hostel facilities reviewed by the students is analysed that students are satisfied in the hostel facilities in an average range.The data regarding the participation of students in the extra-curricular activities is analysed that about 72.22% of them are often participating in the extra-curricular activities in the College.The attitude of teachers towards the extra-curricular activities taking place in the College. About 88.10% of students reviewed the attitude of teachers as cooperative.The intellectual enrichment of time reviewed by the students is analysed as quite acceptable. About 80.16% of students opinioned a positive answer for the query.The students' opinion about College after passing out is about 89.68% of them proudly reviewed about the College. Only 8.73% stated indifferently.The data regarding the library facilities is about 70.24% of students and reviewed it as good. Thus it is analysed that the library facility is fair enough for the students.The computer facilities reviewed by the students are about 55.16% of students stated it as good. Thus it is analysed that about half of the students are satisfied with the computer facilities in the College.The data regarding recreational facilities in the College,it is analysed that more than half of the students reviewed

the recreational facilities in the College as good. The extra-curricular activities reviewed by the students is analysed that 84.13% of the students stated it as good. The sports facilities reviewed by the students is analysed as 76.98% and students reviewed the sport facilities as good.